

## Product Description:

**IB® Drain Liner** is factory fabricated with a round straight tube leader and a reinforced IB® PVC Single Ply membrane target flashing that allows for easy application through metal drop drains over installed IB® PVC membranes.

**Metal Drop Drains** are made from galvanized metal and are designed to be used in conjunction with the IB® Drain Liner.

## Use:

Metal Drop Drains with IB Drain Liners are ideal for use at ponding conditions at overhangs that will allow for the installation of a conductor head and down spout/drain line.

## Sizes:

IB Drain Liners are available in 2", 3", and 4" sizes. Metal Drop Drains are available in 2", 3", and 4" sizes.









## Packaging:

Sold in individual units

## Features:

- Factory fabricated flashing eliminates the errors of a field fabricated drain
- Easily attachable to the substrate
- Simple and easy to install from rooftop

## Available Membrane Colors:

			
White	Cool Sand	Cool Stone	ChemGuard
			
Bronze	Gray	Tan	Terra Cotta

## Application:

Install the new IB roof system field membrane and secure around drain opening in accordance with IB Specifications and Construction Details. Set the drop drain through opening and secure flange with a minimum of 4 fasteners. Secure and seal outer drain body to the structure or exterior wall and install conductor head and downspout (connection provided by others). Set the drain liner in place. Clean and prepare field membrane and drain liner target flashing seam areas. Hot air weld the perimeter of the target flashing to the field membrane with a minimum 1-1/2" weld to provide a watertight seal.

## Disclaimer:

Metal Drop Drains / IB Drain Liners are excluded from coverage and are not eligible for warranty coverage in any IB Total System NDL Warranty.



IB Drain Liner			
Drain Liner Size	Target Size Diameter	Drain Diameter	Tube Length
2" Drain Liner	14-1/2"	1-7/8"	12"
3" Drain Liner	14-1/2"	2-7/8"	12"
4" Drain Liner	18"	3-7/8"	12"
Metal Drop Drain			
Metal Drain Size	Metal Base Size	Drain Diameter	Tube Length
2" Metal Drop	8" x 8"	1-7/8"	10"
3" Metal Drop	8" x 8"	2-7/8"	10"
4" Metal Drop	10" x 10"	3-7/8"	10"

Product details stated are nominal as manufactured, and the results of tests and/or calculations and therefore are non-binding and do not represent a guarantee or warranted characteristics. User and/or designer are responsible for confirming suitable performance for specific application and conforming with all applicable laws and regulations.