

## Product Description:

**IB® Clad Metal Scupper** is custom fabricated from IB® Clad Metal constructed of a 24-gauge, ASTM A653-09, CS Type B, G90 coated galvanized sheet metal with a durable 45-mil non-reinforced IB PVC film with acrylic finish, laminated to the top surface.

**IB® Clad Stainless Steel Metal Scupper** is custom fabricated from IB® PVC Clad Stainless Steel Metal constructed with a 24-gauge, SAE 304 stainless steel sheet metal with a durable 45-mil non-reinforced IB PVC film with acrylic finish, laminated to the top surface.

Each scupper is made to your exact specification and is finished with a factory welded, non-reinforced 60-mil IB® PVC Single Ply target flashing that allows for easy application over the newly installed IB roof system. The scuppers incorporate large metal flanges for securement to suitable substrates using approved fasteners.

## Sizes:

All scuppers are custom made to order.

## Packaging:

Sold in individual units

## Features:

- Custom factory fabricated flashing eliminates the errors of a field fabricated drain
- Easily attachable to the substrate
- Simple and easy to install from rooftop

## Available Clad Metal Colors:


Standard Clad Finish in White, Bronze, Tan, and Gray



Also available in 24-gauge Clad SAE 304 stainless steel (White only)




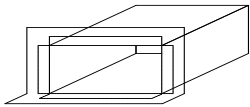
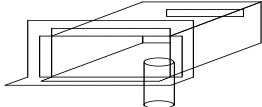
## Available Membrane Colors:



## Attachment:

Install scupper in accordance with IB Specifications and Construction Details. Position scupper to ensure positive drainage through the prepared opening and install a minimum of two approved fasteners per flange (8 fasteners per scupper) to the substrate. Clean off any residue, dirt or other contamination from the bottom of the scupper and the roof surfaces and hot air weld the perimeter target. Extend scupper body beyond outer wall line (minimum of 1") and provide a watertight seal. Install galvanized metal face plate or conductor head with downspout.



Required Information for Ordering Custom Scupper Fabrication			
			
Standard Through Wall Scupper		Through Wall Box Scupper with Drop Drain & Overflow Cut-Out	
1 Sided or 2 Sided Clad		1 Sided or 2 Sided Clad	
Metal Color		Metal Color	
Membrane Skirt Color		Membrane Skirt Color	
Height		Height	
Width		Width	
Length		Length	
		Overflow Height Opening	
		Overflow Width Opening	
		Drain Length	
		Drain Diameter	
		Center of Drain to Front Scupper Opening	

Product details stated are nominal as manufactured, and the results of tests and/or calculations and therefore are non-binding and do not represent a guarantee or warranted characteristics. User and/or designer are responsible for confirming suitable performance for specific application and conforming with all applicable laws and regulations.