

## Product Description:

Designed as a retrofit drain option for installation into various sized existing leader pipes. It is constructed from a heavy-duty one-piece spun aluminum body with cast aluminum standard or 2" overflow clamping rings. The IB Retrofit Drain has a factory applied IB retrofit drain target sheet that can be hot air welded directly to an installed IB PVC Single-Ply membrane. It features a strong mechanical ProSeal rubber seal to make a watertight connection between the installed drain and the drain leader. The IB Retrofit Drain is equipped with a heavy duty cast aluminum strainer dome that bolts securely into the drain body for strength, and durability. The IB 2" retrofit drain comes with a 2" wide band of high-density expanding foam tape in place of the ProSeal rubber seal.

## Sizes:

2", 3", 4", 5" and 6"







## Packaging:

Sold in individual units

## Features:

- Available in two profiles: Standard Retrofit Drain or Overflow Retrofit Drain
- One-piece seamless heavy-duty body manufactured from 0.125-inch spun aluminum
- Extra-large 16" diameter aluminum drain flange
- Factory applied and sealed reinforced 23" diameter IB membrane target flashing
- Three bolt, heavy duty Aluminum Strainer dome; 10" diameter with 6" height
- Heavy Duty cast aluminum 1-1/4" tall clamping ring with drainage scallops to enhance drainage
- 12" long drain stem, can be cut to a minimum 2.5" length
- Simple and easy to install. Tighten screws set in the ProSeal rubber seal with ProSeal Screwdriver to achieve a complete seal.
- 2" drain comes with a 2" wide band of high density expanding foam tape in place of the ProSeal rubber seal

## Available Membrane Colors:

		
White	Cool Sand	Cool Stone
		
Bronze	Gray	Tan

## Available DeckShield Membrane Colors:

			
DeckShield Cobblestone	DeckShield Pebblestone	DeckShield Cedar Grove	DeckShield Silver Maple

## Approvals:

Meets ANSI/SPRI RD-1

## ProSeal Screwdriver:

For use in installing the ProSeal Rubber Seal inside the IB Retrofit roof drain.

## Features:

- 24" shaft and square rocket tip which allows ease of reach to tighten ProSeal rubber seal



Refer to IB Retrofit Drain Detail RD-01 for installation instructions.

IB Retrofit Drain Product Data			
Drain Size	Standard Retrofit Drain Weight w/ target	OverFlow Retrofit Drain Weight w/target	Flow Capacity
			GPM
2"	9 lbs	18 lbs.	-
3"	12 lbs.	21 lbs.	45
4"	13 lbs	22 lbs.	85
5"	13 lbs	22 lbs.	180
6"	13 lbs	22 lbs	210

\*Above drains were able to perform at the peak rates with a head of water of 3-1/4" or less

Seal Expansion Capacity			
Drain Size	OD of Pre-Expansion Seal	Fits into Pipe ID	Fully Expandable Seal
3"	2.86"	2-7/8" – 3-1/4"	3.40"
4"	3.74"	3-7/8" – 4-1/4"	4.40"
5"	4.73"	4-7/8" – 5-1/4"	5.40"
6"	5.75"	5-7/8" – 6-1/4"	6.40"

Product details stated are nominal as manufactured, and the results of tests and/or calculations and therefore are non-binding and do not represent a guarantee or warranted characteristics. User and/or designer are responsible for confirming suitable performance for specific application and conforming with all applicable laws and regulations.